



District Report Card: 2017


State: Chhattisgarh	District: Surguja
Class: 5	Subject: Language
Schools: 58	Students: 755


Participation/Coverage


Students

<div>GENDER</div> <div></div>	Boys				Girls			
	Number		%		Number		%	
	363		48.08		392		51.92	

<div>AREA</div> <div></div>	Rural				Urban			
	Number		%		Number		%	
	656		86.89		99		13.11	

<div>CATEGORY</div> <div></div>	SC		ST		OBC		GEN	
	Number	%	Number	%	Number	%	Number	%
	36	4.77	523	69.27	171	22.65	25	3.31

<div>CWSN</div> <div></div>	LD	VI	HI	S&LD	ID	Oth
	2	9	0	1	5	2

<div>Management</div> <div></div>	Government			Government-aided		
	Number		%	Number		%
	636		84.24	119		15.76

Average Performance of Students in Language (%)

Overall	Gender		Area		Management		Social Group			
	Male	Female	Rural	Urban	Govt.	Aided	SC	ST	OBC	GEN
66.69	65.60	67.70	66.28	69.43	68.17	58.82	71.11	65.15	69.71	72.00

Performance on Learning Outcomes (LOs)

Learning Outcomes	Description	Average Performance(%)
L504	Reads and comprehends independently storybooks, news items/ headlines, advertisements etc.	64.98
L508	Reads text with comprehension, locates details and sequence of events	67.55

Range of Performance of Students who Answered Correctly							
Below 30%		30% - 50%		50% - 75%		Above 75%	
Number	%	Number	%	Number	%	Number	%
52	6.89	123	16.29	282	37.35	298	39.47

Lowest Performing Learning Outcomes (LOs)

- 1 - Reads and comprehends independently storybooks, news items/ headlines, advertisements etc. (64.98)
- 2 - Reads text with comprehension, locates details and sequence of events (67.55)